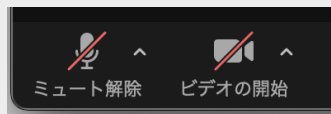




The 165th Meeting of the Linguistic Society of Japan

ZOOM instructions for participants

While attending the presentations, keep your microphone **muted** and your camera **off**.



The microphone/video icons on the Zoom toolbar should look like this. Otherwise, disable them by clicking on  & .

Set **your name on Zoom** to one of the following formats:

“Moe COSTA, XYZ Univ.” or **“北月(きたつき)真幸・A大学”**



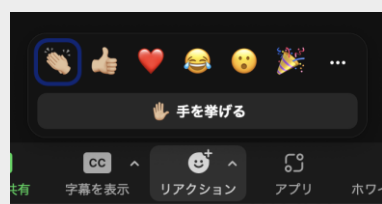
Hover over your name on the top of the list of the participants, select **More**, and click on **Rename**.

The presentations will be recorded by the staff members.

The participants are asked to refrain from recording, or capturing screenshots of, the presentations.


Use the **Raise Hand** function when you want to ask questions or make comments in Q&A sessions.

Unmute your microphone when you are asked to speak by the session chair.
Turn on your web camera too, if possible.



Click on **Reactions** on the toolbar, and then click on **Raise Hand**.

You may use the **Chat** function to ask questions in case you cannot use a microphone.



Type your **message** and press the **Enter** key.

Click on **Chat**.